



Volume 1, Number 10

Week of March 3, 2024

Newsletter of the CEN-TEX Division 4, Lone Star Region, NMRA

Superintendent's Report



Greetings Division Four members,
 I cannot believe that it is already March, and it is time for another Division meeting. As usual the meeting will be held at Austin NW. Rec Center, 2913 Northland dr. 78757. We will start at 10:00 with the Zoom link opening around 9:50. I am still looking for someone to host a layout tour. Bill Middlemass will be presenting a clinic. We will have two people attending that are looking for advice and suggestions on layouts that they are working on. The Temple show is having their Second Annual Train show and RPM. They would like to have some of the members present clinic during the show. We will discuss details at the meeting. In this newsletter I have written an article on the LSR 2024 convention, please give it a scan. The shelf layout will make an appearance and we will have some hands-on work to do.
 As always, bring in your recent projects for all to see and discuss. See you at the meeting. I will send the Zoom link on Thursday.
 Sincerely yours,
 Bob

Inside This Issue

SUPERINTENDENT'S REPORT	1
LSR Convention Thoughts	2
LSR Convention Wrap-up	3
LSR CONVENTION PICTURES	4
National Train Day	12
TIMETABLE	13
CALL FOR ARTICLES	14
THE MASTHEAD	14





WHERE THE EAGLE MEETS THE CHIEF
THE 2024 NMRA LONE STAR REGION CONVENTION
HOUSTON/PASADENA, TEXAS

Convention Thoughts— Bob Theile

After attending the LSR convention in Pasadena, I wanted to share some of my thoughts and opinions. Over the last five years we have had to change the way we conduct business in a variety of endeavors. Many factors such as time and money are just some of the variables that weigh in on how a convention is planned and your decision on whether to attend.

When I attend a convention, I am looking to renew friendships with people I have not seen in a while and to make new ones. Another goal is to learn new techniques and to confirm my thought process in building projects. This year's convention unofficial theme was "get off the couch and do something" The presentations helped to inspire and motivate the creative juices in the attendees so they can go home and create a better product. An underlining theme was that you can do this, and we will show you how we accomplished it. Presentation after presentation demonstrated that with a little effort you can create something that you will be proud of. The number of MMR's attending was amazing. They all took the time to share what they have learned and how you can accomplish the same task. They encouraged members to step out of their confront zone and to elevate their modeling skills.

This is what I personally took away from this event. I was able to sit down with people that I have known for a while and exchange ideas and thoughts. During the weekend one of the neat things is meeting new people and enjoying getting to know them. After talking with one such person, we discovered that we came from the same part of the country called the great white north. I look forward to getting together and sharing more stories and items of interest. Developing comradery among railroad modelers is one of the highest priorities for a convention. When you ask a modeler what his favorite part of the hobby is, making friendship is high on the list. Visiting other layouts and operating on some of them, will give you new ideas on how to improve your layout or the one you will build.

The only thing I can say about the clinic presentations was that they were outstanding. Clinic topics ranged from scratch building cars and buildings, research, and history of railroad locations, scenery, and weather to make the presentation complete. Every clinic helped to motivate me to become a better modeler and strive harder to complete the AP program for Master Modeler. A friend of mine who just received his MMR presented several clinics on how he achieved several categories. He walked us through the steps that he took, the challenges that he was confronted with and how he overcame them. His presentation was upbeat, he talked about process and the fun he had. He stated that if he can accomplish these goals, so can you. You could not help but get inspired to take on the challenge. I was so motivated that I went into the train show and bought project kits to get started on Car Building. All the MMR's spent time with me and gave tips and techniques to complete my task.

When you think about going to a convention, ask yourself the reasons for attending such an event. Gathering with friends from the past and friends you haven't met yet is what makes this hobby fun. Passing around knowledge and learning new techniques is going to make you a better modeler. It will encourage you to increase your skill level, produce a better product and in the end, pass this joy of modeling on to others.

ANOTHER SUCCESSFUL LONE STAR REGION CONVENTION

February 15th saw members and guests of the Lone Star Region (LSR) gather at the Pasadena TX Convention Center for this year's edition of the LSR convention. After a stop at the small Buc-ee's in Giddings and then lunch with the DPS Crime Lab Trace Evidence Section at Chuys' in West Houston, I arrived at Papa Ben's Train Place. I spent some time there picking up a few things but figured there would be other stuff to choose from at the Train Show. From there I hit Rockler Woodworking (another hobby of mine) and then G&G Model Shop. Then off to the hotel in Pasadena. After a quick stop for dinner, I arrived at the convention center. Luckily I got there early because they had moved up the evening programs by 1/2 hr. After checking in I found a seat in the back of the room for the clinic on Scratch-building locomotives, IN G SCALE!!! Barry Boggs MMR uses LGB Mikado mechanisms for his locomotives including a UP Big Boy. Before the next talk I ran into my friends from north of Dallas, Brady "O'Brady" McGuire and Charles Goodrich. I then took in John Lowrance's MMR "What Industries for Your Cars?", since he says most of us first buy a bunch of freight cars and then when it comes time to build the layout try to figure out what industries to use those cars with. Then it was off to the hotel to rest up for Friday.

First up on Friday was Duane Richardson's MMR *If It Ain't Dirty It's Ain't Done* where he deconstructed how to weather everything from locomotives to cars to scenery. After that I went to Steve Sandifer's MMR *The Photography of James Burke* which had some great photographs. Being from the northeast I don't usually get to see photos of the railroads of the Texas and Oklahoma area.

Next up was Al Partlow railroads of the Houston area, then it was off to lunch at Panera and on to see Cliff Cheeseman's Baltimore & Ohio layout. Words and maybe even pictures cannot describe it. I also had a nice chat with his wife who grew up in Brooklyn.

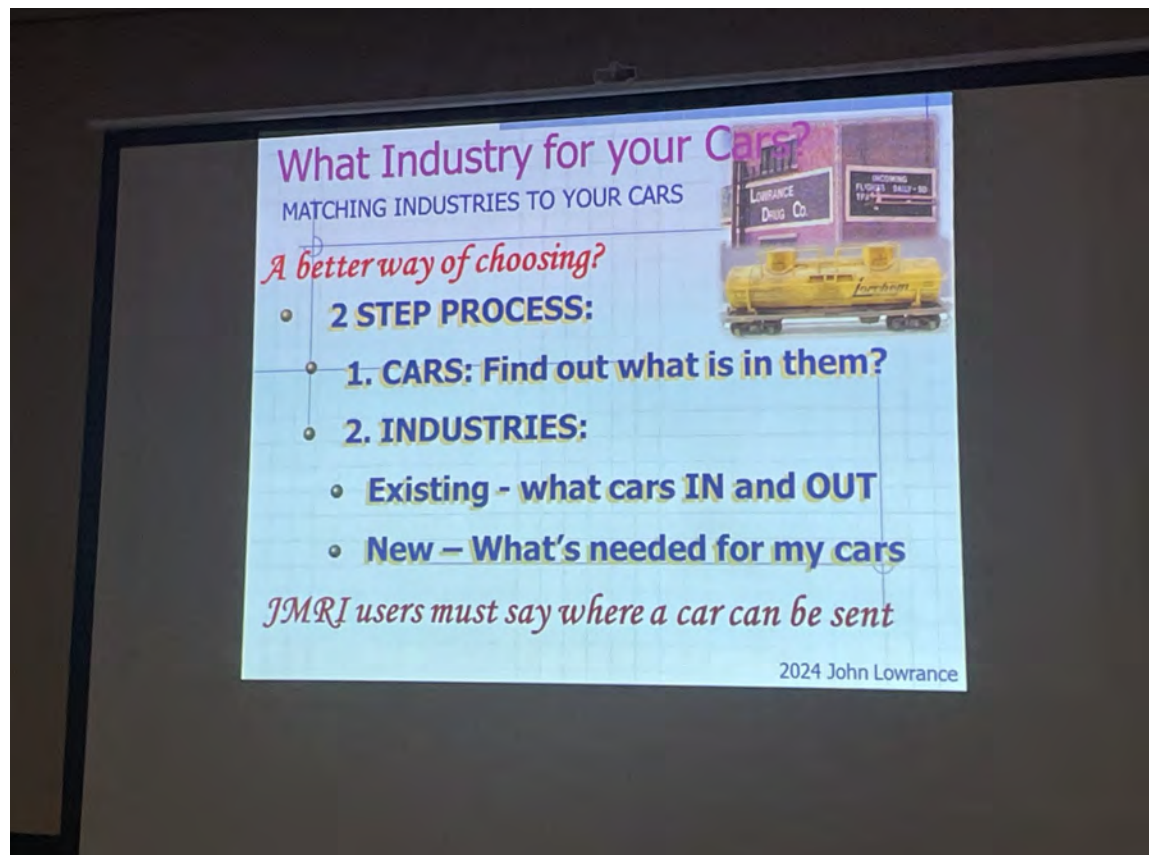
The afternoon was filled with more clinics including Gene Mangum's Accurate Signs for Your Railroad and recently minted MMR Don Winn's *Scratch-building Your Way to an AP Cars Certificate*. Dinner was at a nice Italian restaurant which came pretty close to New York Italian and then back to Convention Center for more clinics one by Peter Leach MMR on ice harvesting in New England. While I knew that up in the northeast, they used to harvest ice and use it for refrigeration I never realized that some entrepreneur started shipping it to places in the Caribbean and down South by boat. Al Partlow was back with the history of the Texas and New Orleans Sunbeam. After a full day it was back to the hotel to rest up for THE TRAIN SHOW!

Convention attendees got in an hour before the train show officially started and were able to get many buys before the general public. I picked up some cheap electronics projects. \$5 for a F-M sound decoder with speaker. Even if the decoder doesn't work I'm sure the speaker will. I also picked up a Sunshine Models PRR boxcar. Meanwhile, there were more clinics. There were some repeats from Thursday night and Friday but I caught Jeff Palmer's MMR *Scenery for Beginners* Gene Mangum's *Detailing for Accurate Modeling*, Jeff Palmer's MMR *Modeling Roads* and John Lowrance's MMR *Setting the Scene*. All the clinics were informative and some were a little thought provoking. My thanks to all the presenters.

Dinner was Texas BBQ with musical accompaniment by three MMRs. The guest speaker was from the George Bush library in College Station who gave a presentation on how Union Pacifics 4141 came to be and then how it was donated to the museum. Then it was time to say goodbye to new friends and old and head back to the hotel and then back to Lago Vista early the next morning.

-Russ T. Rale


Pictures from The LSR Convention!





Done with Scratchbuilding Cars???

- I already have around 1500 cars
 - I don't need scratchbuilt cars for my layout
 - Nor do I have the time
- But, I do have some interesting projects I would like to do

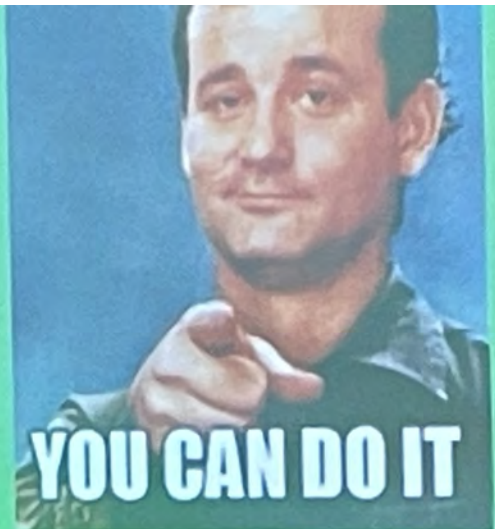


Don Winn, MMR
 Division 6 Director
 Lone Star Region

For questions or to get a copy of this clinic contact:

donswinn@gmail.com

(940) 391-0950



The Cen-Tex Eagle

Volume 1, Number 10

Week of March 4, 2024



The Cen-Tex Eagle

Volume 1, Number 10

Week of March 4, 2024



How many Revell Superior Bakeries can you find?



The Cen-Tex Eagle

Volume 1, Number 10

Week of March 4, 2024





IF IT AIN'T DIRTY IT AIN'T DONE

Supplies

Dirt

When possible, obtain dirt from the region you model. For cars, just dip in and cover with dirt and seal. For structures, determine if you are looking for an overall dusting or specifics such as rain splatter at the base of a building.

Rust

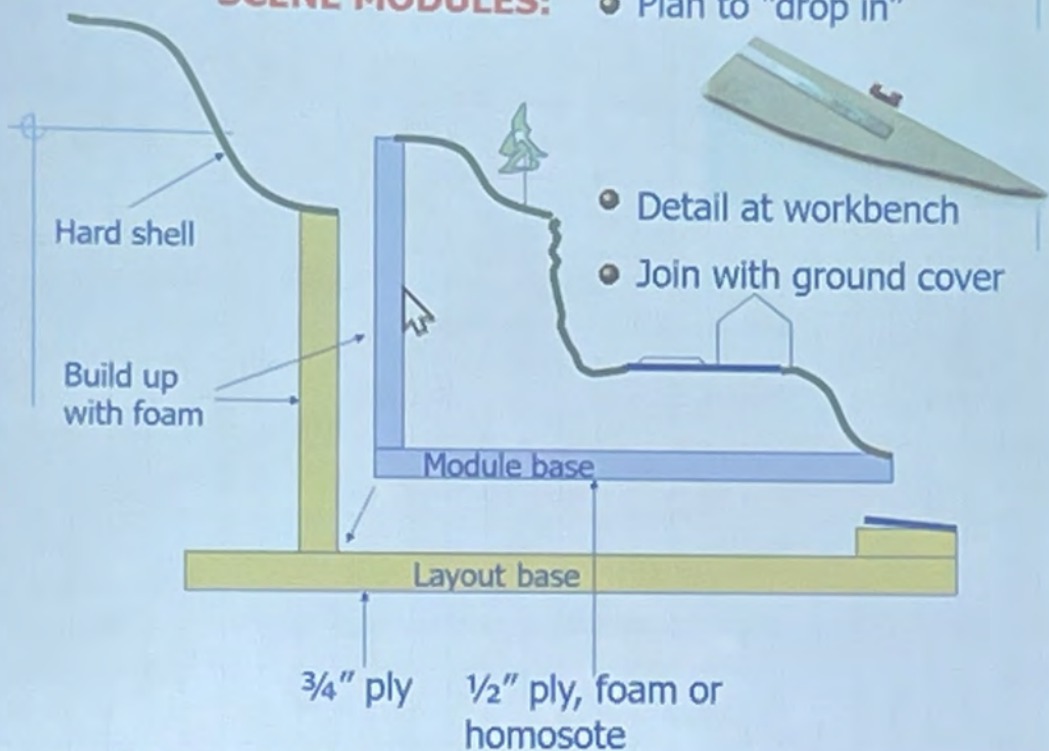
- ∴ Rustall. Easily available - various colors - good rusty effect.
- ∴ Sophisticated Finishes Rust Antiquing Set Available at Michaels - 2 parts - extremely effective because it really is rust.

www.purgatoryanddevilriver.com

Philosophy
Supplies
Rolling Stock
Locomotives
Structures
Scenes

SCENE MODULES:

- Plan to "drop in"





**ATSF #357 U28CG "California Special" - Richmond, TX
June 29, 1968**

Computer Generated Signs - General Methodology

- ▶ **Point Size** - An inch equals 72 points, so the basic conversion ratio for font size into inches is that **1 point equals 1/72 inch**.
- ▶ **The formula for calculating the correct font point size is as follows:**
 - ▶ **Point Size** = (Desired letter height in scale inches / Scale ratio) X 72
 - ▶ So, in **HO scale**, the point size for an 8" tall letter is calculated as $(8 / 87.1) \times 72 = 6.61$. So 7 pt. text yields an 8" tall letter in HO.
 - ▶ In **N scale**, $(8 / 160) \times 72 = 3.6$. So, 4 pt. text yields an 8" tall letter in N scale.
 - ▶ In **O scale**, $(8 / 48) \times 72 = 12.0$. So, 12 pt. text yields an 8" tall letter in O scale.

Computer Generated Signs - General Methodology - Cont'd

- ▶ **Fonts** - Font styles vary depending on the application
- ▶ **Colors** - Likewise, colors vary depending on the application
- ▶ **MS Word Tables** - All Mystic Branch signs are created as MS Word tables
- ▶ **Screen Measurements** - In MS word, the Print Layout view gives a 1 : 1 ratio, so a scale rule can give fairly close measurements for actual size on the screen. Then, when printed, the sign should be very close to the required size.

The Cen-Tex Eagle

Volume 1, Number 10

Week of March 4, 2024



NATIONAL TRAIN DAY

“TRIPLE HEADER”

Saturday, May 11, 2024

9-4 PM

**ROCKDALE I&GN DEPOT**

11 Main St.
 Rockdale, TX 76567
 512-446-2020
rockdalehistoricalsociety@gmail.com
<https://www.rockdaledepotmuseum.org/>

**HEARNE DEPOT**

130 W. 9th St.
 Hearne, TX 77859
 806-790-4659
www.hearnedepot.org

**MILAM COUNTY RAILROAD MUSEUM**

110 W. 1ST ST.
 Cameron, TX 76520
 254-697-7055
www.mcrm-otc.org
jlanson@milamcounty.net

**TRIPLE HEADER
 NATIONAL TRAIN DAY
 FAMILY FUN**

The Rockdale I&GN Depot, Hearne Depot and the Milam County Railroad Museum in Cameron would like to invite everyone to our celebration of National Train Day. National Train Day marks the anniversary of the establishment of the Golden Spike in Promontory, Utah, at the Promontory summit.

Each museum will be hosting their own celebrations throughout the day. You will be able to purchase as many \$5 tickets as you want at the first museum you visit. Have the tickets punched at each museum and then deposit your ticket into the last museum in a box for a chance for a \$100 gift certificate.

Each museum will be awarding a \$100 gift certificate. You might win the prize from the last museum you visit! **You must visit all three museums and have tickets punched at each museum to be eligible.**

There will be family fun and food at all three museums.



TIMETABLE

DIVISION MEETING

Saturday, March 9, 2024 10:00AM
 Centex Division Meeting
 Austin Parks and Recreation
 Northwest Rec Center
 2913 Northland Drive, Austin

Program:

Opening discussion
 Convention review
 Guest layout help discussion
 Bill Middlemass Clinic
 Goldweight and Central Shelf Layout
 workshop
 Show and Tell
 Deals or Duds
 Lunch
 Layout Tour (need a Volunteer)

TRAIN SHOW

Saturday-Sunday, April 20-21 2024
 The New Braunfels Railroad Museum Train
 Show
 New Braunfels Civic Center
 375 South Castell Avenue
 New Braunfels, Texas 78130

DIVISION MEETING

Saturday May 11, 2024 National Train Day!

Centex Division Meeting
 Austin Parks and Recreation
 Northwest Rec Center
 2913 Northland Drive, Austin

Program:

Opening discussion
 Clinic(s) Need a Volunteer(s)
 Goldweight and Central Shelf Layout
 update
 Show and Tell
 Deals or Duds
 Lunch
 Layout Tour possibly Bill Middle-
 mass's

ADVANCED PLANNING

Saturday, July 13, 2024 10:00AM
 Centex Division Meeting

NMRA "Surfliner" National Convention

August 4-11, 2024
 Long Beach, California

Saturday-Sunday, Aug 24-25, 2024
 AMRS Train Show
 Parmer Events Center

Call for articles

The goal for the Eagle is to be published approximately the week before our bi-monthly meetings (with a follow-up edition shortly after) with the hope of lightening some of Bob's work. In order to do that we need your help. If you have a favorite tip, something from the good old days of Model Railroading, went to a hobby shop out of town that was awesome or just want to show some picture of your layout, please contact me at the email address in the Masthead.

Thanks.

Russ T. Rale

THE MASTHEAD

Superintendent:

Bob Thiele

director@centexnmra.org

Editor, Publisher, Reporter, Photographer and Copy
Boy:

Russ T. Rale

RussTRale@gmail.com