

Volume I, No. 1

Week of May 14, 2023

All Aboard the Eagle!

Welcome! We are trying in this humble undertaking to better keep our members up to date on the happenings in the Division.

In This Issue:

Welcome

Superintendent's Report

News

Austin Train Show

Name tags

Timetable

Helpful Hint(s)

Model Railroading
Historical Artifact

Call for Articles

CEN-TEX EAGLE



Newsletter of the CEN-TEX Division 4
Lone Star Region, NMRA



Superintendent's Report

With the changing environment we will have to alter the way we welcome and work with future NMRA members. Policy changes by the National NMRA requires us to be vigilant around young adults under the age of 18. One step that we will have to do is to incorporate training in child protection. I have scheduled two Zoom meetings so that we can fulfill some of the requirements established by the NMRA. This first meeting is scheduled for May 24th at 6 p. m. The second will be conducted on June 28th at 6 p.m. You need only to attend one meeting and it should last about 1 1/4 hours. I would like to have all members who attend either division meetings or AMRS meetings to attend. If you have any questions, please email me.

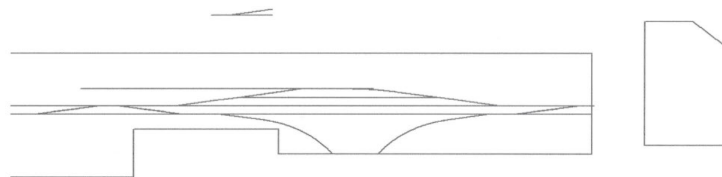
Let's Build-A-Layout Project

I would like you to view and select one of the plans submitted for the shelf layout. You can submit a new one or make modifications to an existing plan. Please send your selections to me by June 10th so I can narrow down to 2 or 3 choices.

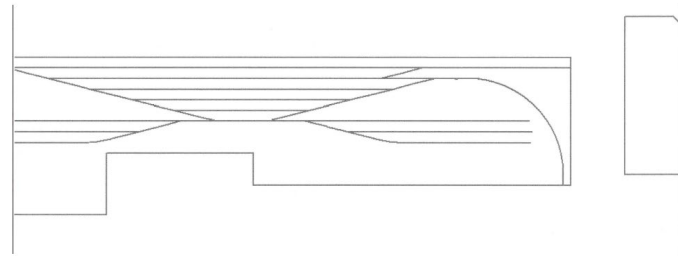
As you can see below, the operators have come up with some great designs, but we need to have a total package to complete this project. It is my vision to include as many aspects of model railroading as possible. I need the structure/scenery members to look at the designs and see how we can fill it out to make a finished layout. The very last page is something that I saw in a magazine. That being said, this is a division project and as a group we will decide the content of the layout.

Sincerely,

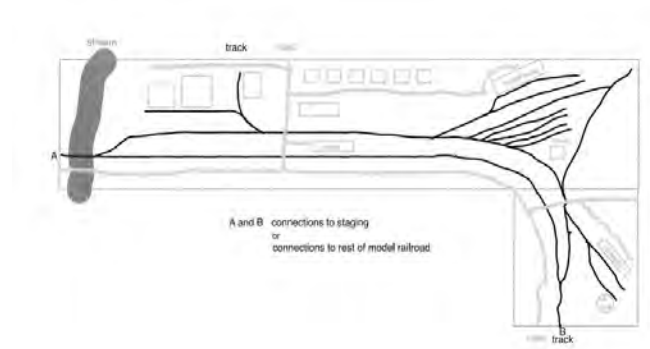
Bob



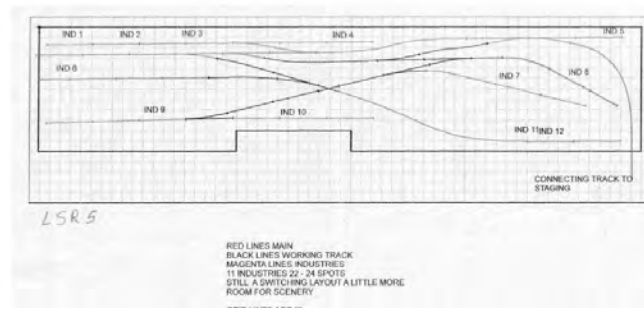
Layout 1



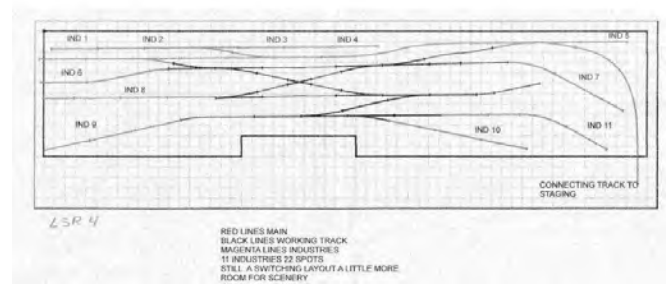
Layout 2



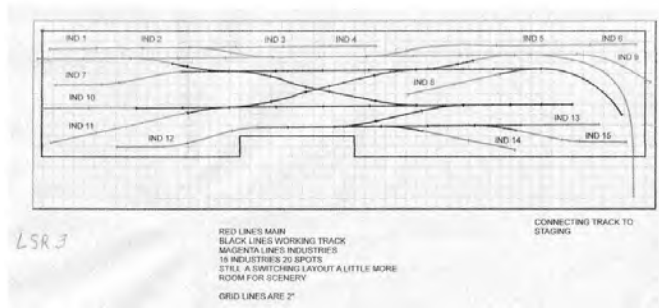
Layout 3



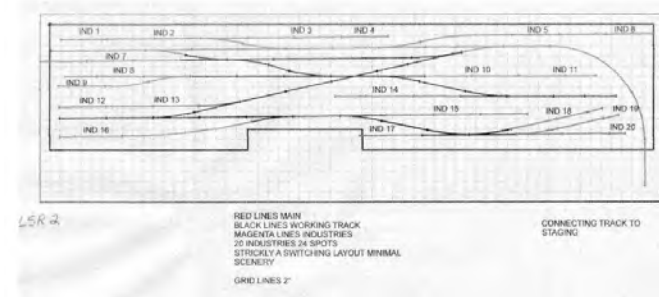
Layout 4



Layout 5



Layout 6



Layout 7

Open with

RR

Pennsylvania Railroad Barchester Branch

©2022 White Iron Productions. Digital program by Robert A. Dwyer

Layout Statistics
Scale: HO (1:87)
Era: Summer 1949
Location: Eastern Pennsylvania
Layout Dimensions: 100x76
Track Height: 52"
Track: Code 83
Minimum radius: 20" (18" wye)
Turnouts: No. 8

Neat and Tidy
BELOW: The Barchester Branch layout fits into a neat corner of the author's home.

Page 8 / 8

RMC Layout

NEWS

Austin Model Railway Society Show a Huge Success

Last weekend, the Parmer Events Center hosted the Austin Model Railway Society's Annual Train Show. People from all over Texas came to enjoy the vendors, the layouts, the vendors, the clinics, the vendors, the fellowship and layout tours and did I mention there were vendors! Riley Triggs and "Speed" Mueller were there promoting the TEXAS EXPRESS NMRA National Convention. Kids especially had fun operating the Cen-Tex Division switching layout. Vendors reported brisk sales, and Peter Kazmir reported it was well attended. Peter also wanted to remind everyone that the show goes back to it's August time slot next year!



Who doesn't love Lego Trains?



Switching the Cen-Tex layout.



"Speed" Mueller in action at the Austin Tinplate Trackers Layout!

Name Tags



Magnetic back – Not for Pacemakers



Will Have Cen-Tex Logo and your Name.

If you want MMR and your MMR # I believe we can do that.

We will take orders at the July Division Meeting. Cash or check please

Logo Pin Back: \$8.00

Logo Magnetic Back: \$10.00

Badge Frame: \$3.00

Your choice of size: 1x3, 1 ¼ x 3, 1 ½ x 3 or 1 ½ x 3 ½

TIMETABLE

Child Protection Training

Session 1: May 24, 2023 @6pm

Session 2: June 28, 2023 @6pm

An approximately 1 ¼ hour training session, sponsored by the NMRA.

You only have to attend one session.

Zoom info to follow from Bob.

Editor's note: As someone who has taken this type of training both from my church and the Boy Scouts, this is important.

DIVISION MEETING

Saturday, July 8, 2023 10:00AM

Centex Division Meeting

Austin Parks and Recreation Northwest Rec Center

2913 Northland Drive, Austin

Program:

Clinic

Build a Layout update

Show and Tell

Name Tag Orders

Deals or Duds

Lunch

Layout Tour (need a Volunteer!)

August 21 - August 26, 2023 NMRA Texas Express National Convention Grapevine, TX

<https://www.nmra.org/conventions/2023-texas-express>

Early Bird pricing ends May 31st!

Helpful Hint

I am going to pass along a helpful hint that I learned from Airfix Model World Magazine. While it is easy to scribe styrene in straight flat lines, scribing a curved surface is a lot harder. The author of the article recommended using plastic labeling tape (AKA Dymo Labeler). It gives a sharp well defined edge and it will bend to fit a curved surface. It also has an adhesive surface so that it will stick to the plastic.



Model Railroading Historical Artifact

At the Train Show last weekend I picked up Mantua Work Caboose / Boom Car from the club table. It comes with some ties, wheels and rails mounted on the flat car portion of the car. And of course, so that your replacement rails match your Atlas brass snap track the rails are painted brass!! Take that Rivet counters!



Call for articles

The goal for the Eagle is to be published approximately the week before our bi-monthly meetings with the hope of lightening some of Bob's work. In order to do that we need your help. If you have a favorite tip, something from the good old days of Model Railroading, went to a hobby shop out of town that was awesome or just want to show some picture of your layout, please contact me at the email address in the Masthead.

Thanks.
Russ T. Rale

THE MASTHEAD

Superintendent:

Bob Thiele

coachbob0809@gmail.com

Editor, Publisher, Reporter and Copy Boy:

Russ T. Rale

RussTRale@gmail.com

